

# LM016L-LM016XMBL

- 16 character x 2 lines
- Controller LSI HD44780 is built-in (See page 79).
- +5V single power supply
- Display color: LM016L : Gray  
LM016XMBL : New-gray

## MECHANICAL DATA (Nominal dimensions)

Module size	84W x 44H x 10.5T (max.) mm
Effective display area	61W x 15.8H mm
Character size (5 x 7 dots)	2.96W x 4.86H mm
Character pitch	3.55 mm
Dot size	0.56W x 0.66H mm
Weight	about 35 g

## ABSOLUTE MAXIMUM RATINGS

	min.	max.
Power supply for logic ( $V_{DD}-V_{SS}$ )	0	6.5 V
Power supply for LCD drive ( $V_{DD}-V_O$ )	0	6.5 V
Input voltage ( $V_i$ )	$V_{SS}$	$V_{DD}$ V
Operating temperature ( $T_a$ )	0	50 40*°C
Storage temperature ( $T_{stg}$ )	-20	70 60*°C

\* Shows the value of type LM016XMBL.

## ELECTRICAL CHARACTERISTICS

$T_a = 25^\circ\text{C}$ ,  $V_{DD} = 5.0 \text{ V} \pm 0.25 \text{ V}$

Input "high" voltage ( $V_{IH}$ )	2.2 V min.
Input "low" voltage ( $V_{IL}$ )	0.6 V max.
Output "high" voltage ( $V_{OH}$ ) ( $-I_{OH} = 0.2 \text{ mA}$ )	2.4 V min.
Output "low" voltage ( $V_{OL}$ ) ( $I_{OL} = 1.2 \text{ mA}$ )	0.4 V max.
Power supply current ( $I_{DD}$ ) ( $V_{DD} = 5.0 \text{ V}$ )	1.0 mA typ. 3.0 mA max.

## POWER SUPPLY FOR LCD DRIVE (Recommended) ( $V_{DD}-V_O$ )

Duty = 1/16

Range of $V_{DD}-V_O$	1.5~5.25 V
$T_a = 0^\circ\text{C}$	4.6 V typ.
$T_a = 25^\circ\text{C}$	4.4 V typ.
$T_a = 50^\circ\text{C}$	4.2 V typ.

OPTICAL DATA ..... See page 7

## INTERNAL PIN CONNECTION

Pin No.	Symbol	Level	Function
1	$V_{SS}$	-	0V
2	$V_{DD}$	-	+5V
3	$V_O$	-	-
4	RS	H/L	L: Instruction code input H: Data input
5	R/W	H/L	H: Data read (LCD module → MPU) L: Data write (LCD module ← MPU)
6	E	H, H → L	Enable signal
7	DB0	H/L	Data bus line Note (1), (2)
8	DB1	H/L	
9	DB2	H/L	
10	DB3	H/L	
11	DB4	H/L	
12	DB5	H/L	
13	DB6	H/L	
14	DB7	H/L	

### Notes:

In the HD44780, the data can be sent in either 4-bit 2-operation or 8-bit 1-operation so that it can interface to both 4 and 8 bit MPU's.

- (1) When interface data is 4 bits long, data is transferred using only 4 buses of  $DB_4 \sim DB_7$ , and  $DB_0 \sim DB_3$  are not used. Data transfer between the HD44780 and the MPU completes when 4-bit data is transferred twice. Data of the higher order 4 bits (contents of  $DB_4 \sim DB_7$ , when interface data is 8 bits long) is transferred first and then lower order 4 bits (contents of  $DB_0 \sim DB_3$ , when interface data is 8 bits long).
- (2) When interface data is 8 bits long, data is transferred using 8 data buses of  $DB_0 \sim DB_7$ .

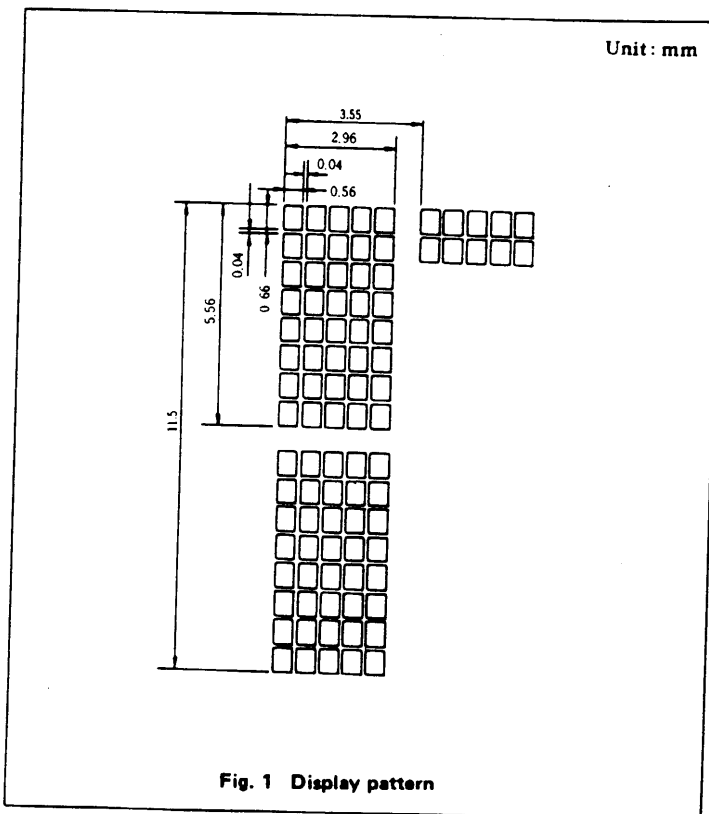


Fig. 1 Display pattern

Unit: mm

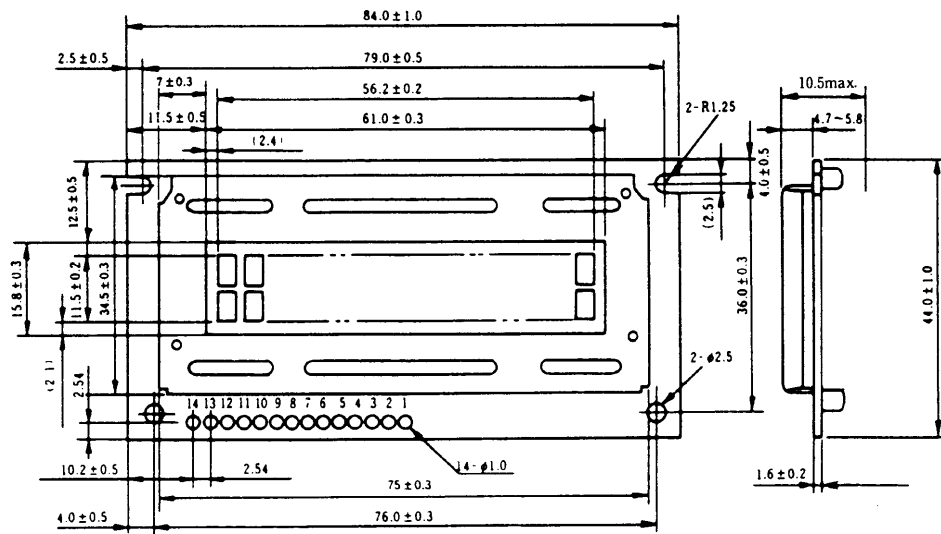


Fig. 2 External dimensions

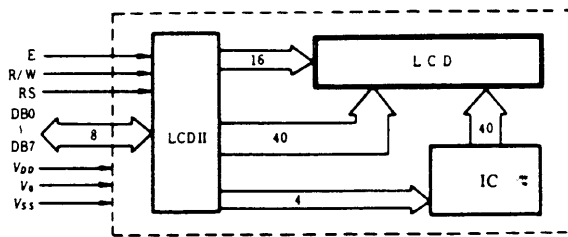


Fig. 3 Block diagram

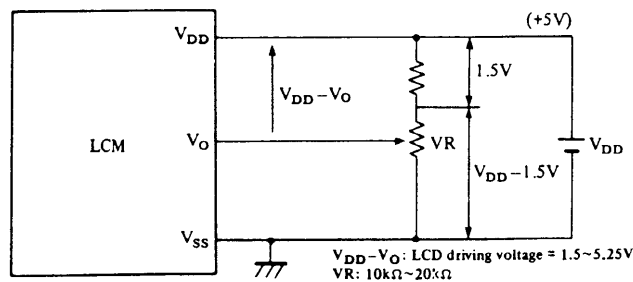


Fig. 4 Power supply