

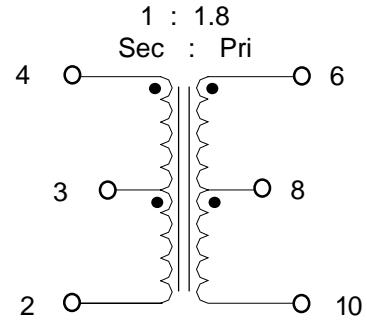
TRANSFORMER
0557-0450-00

TM0024

Bel designs a transformer for multiple applications with a turns ratio of 1:1.8.

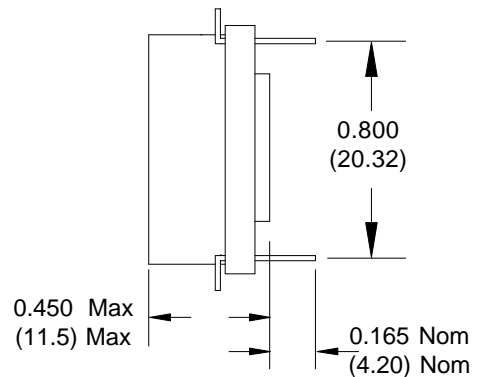
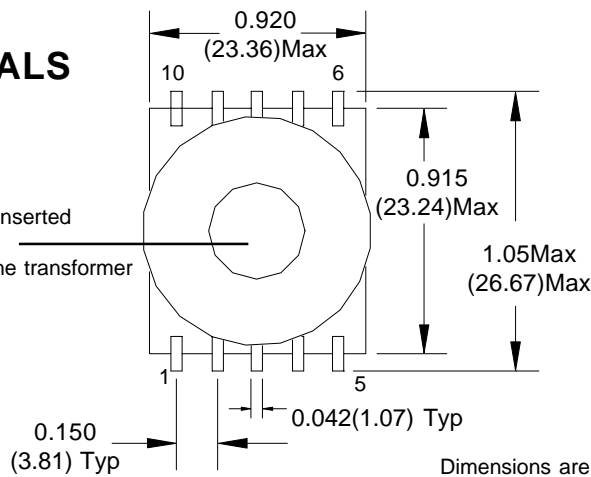
* 2000 Vrms Isolation Voltage

SCHEMATIC



MECHANICALS

Phenolic add to be inserted and glued flush with top and bottom of the transformer core halves.



Dimensions are in inches (mm).
Dimension tolerance +/- 0.01(0.25) unless otherwise stated.

ELECTRICALS @ 25°C

Part Number	Turns Ratio (+/- 2%)	Inductance (mH) +/- 3%	Leakage Inductance (µH) Max	Coupling Capacitance (pF) Max	DCR (Ω) Max		Hipot (Vrms)
					Pins (6-10)	Pins (4-2)	
0557-0450-00	1 : 1.8	2.81	200	40	5.2	3.0	2000

Leakage Inductance is measured with Pins (4-2) tied.
Inductance, Leakage Inductance, and Coupling Capacitance tested at 10KHz, 0.1V.

Corporate Office
Bel Fuse Inc.
198 Van Vorst Street, Jersey City, NJ 07302-4496
Tel: 201-432-0463
Fax: 201-432-9542
E-Mail: BelFuse@belfuse.com
Internet: http://www.belfuse.com

Far East Office
Bel Fuse Ltd.
8F/8 Luk Hop Street
San Po Kong
Kowloon, Hong Kong
Tel: 852-2328-5515
Fax: 852-2352-3706

European Office
Bel Fuse Europe Ltd.
Preston Technology Management Centre
Marsh Lane, Preston PR1 8UD
Lancashire, U.K.
Tel: 44-1772-556601
Fax: 44-1772-888366