



1SS356

SURFACE MOUNT PIN DIODE

VOLTAGE 35 Volts **POWER** 200 mW

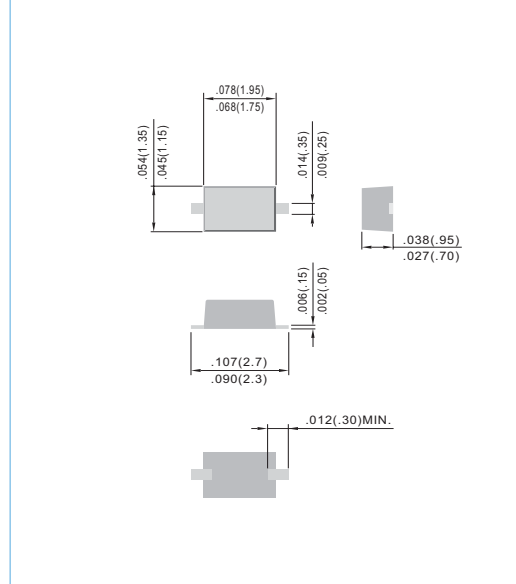
SOD-323 Unit: inch (mm)

FEATURES

Very low series resistance at 100MHz (0.45 Ω typical@ $I_F=2mA$)
 Low capacitance (0.8pF typical@ $V_R=6V$)
 Surface mount package ideally suited for automatic insertion
 Pb free product are available : 99% Sn above can meet RoHS
 environment substance directive request

MECHANICAL DATA

Case: SOD-323 plastic
 Terminals : Solderable per MIL-STD-750,Method 2026
 Approx Weight: 0.0041 grams
 Device Marking : 356



ABSOLUTE RATINGS

Parameter	Symbol	Value	Units
Maximum Reverse Voltage	V_R	35	V
Continuous Forward Current	I_F	0.2	A

THERMAL CHARACTERISTICS

Parameter	Symbol	Value	Units
Power Dissipation (Note 1)	P_{TOT}	200	mW
Thermal Resistance, Junction to Ambient (Note 1)	R_{JA}	625	$^{\circ}C / W$
Junction Temperature	T_J	-55 to 150	$^{\circ}C$
Storage Temperature	T_{STG}	-55 to 150	$^{\circ}C$

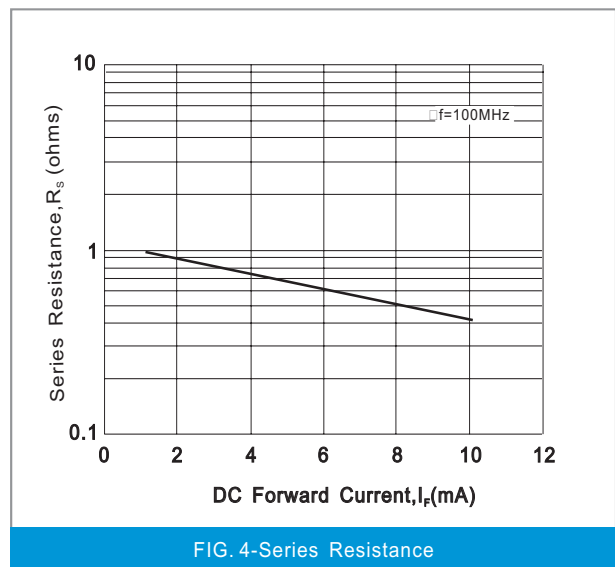
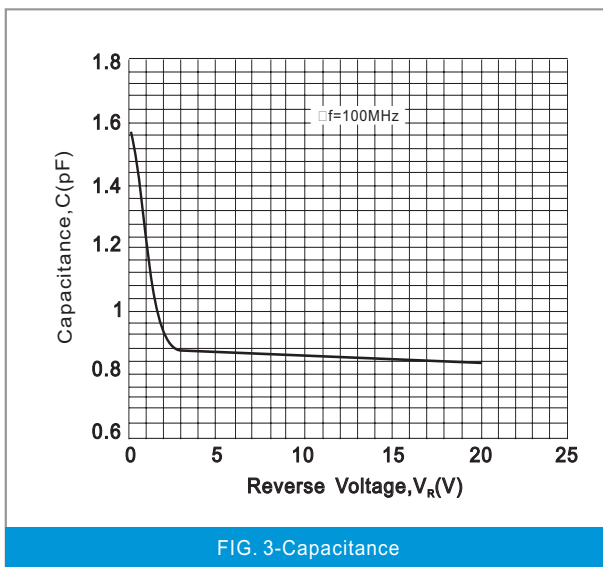
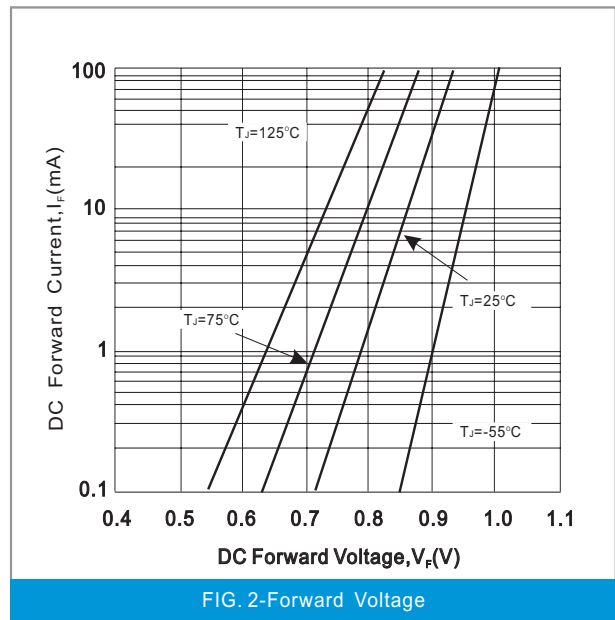
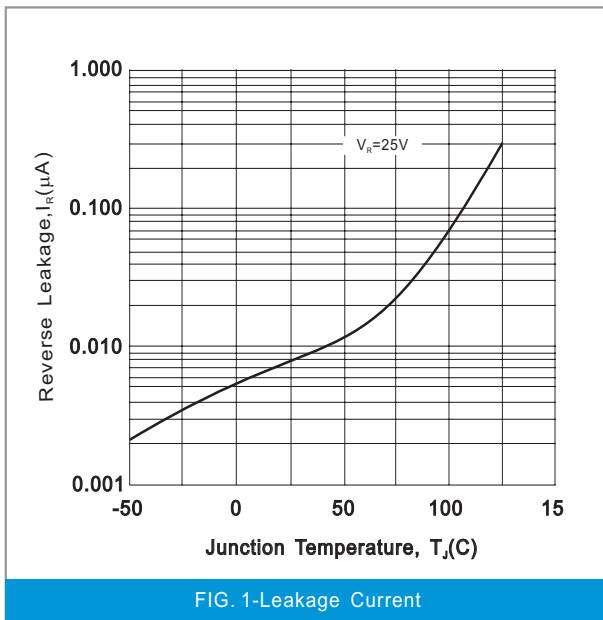
Note 1 : FR-5 Board 1.0 x 0.75 x 0.062 in.



1SS356

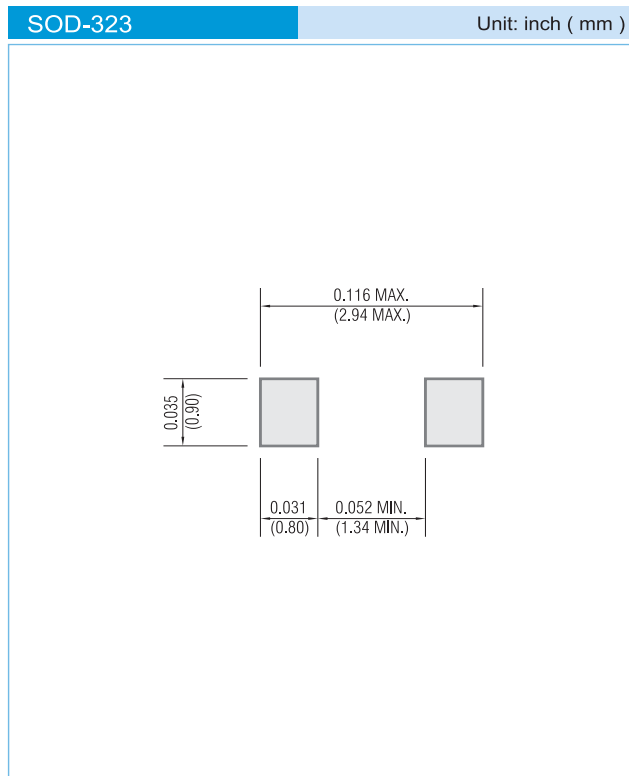
ELECTRICAL CHARACTERISTICS (T_J=25°C, unless otherwise noted)

Parameter	Symbol	Test Condition	Min.	Typ.	Max.	Units
Reverse Breakdown Voltage	V _(BR)	I _R =10μA	35	-	-	V
Reverse Current	I _R	V _R =25V	-	-	10	nA
Series Resistance	R _S	I _F =2mA, f=100MHz	-	0.45	0.9	Ω
Total Capacitance	C _T	V _R =6V, f=1MHz	-	-	1.2	pF





MOUNTING PAD LAYOUT



ORDER INFORMATION

- Packing information
 - T/R - 12K per 13" plastic Reel
 - T/R - 5K per 7" plastic Reel

LEGAL STATEMENT

Copyright PanJit International, Inc 2006

The information presented in this document is believed to be accurate and reliable. The specifications and information herein are subject to change without notice. Pan Jit makes no warranty, representation or guarantee regarding the suitability of its products for any particular purpose. Pan Jit products are not authorized for use in life support devices or systems. Pan Jit does not convey any license under its patent rights or rights of others.