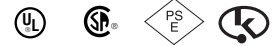


# Axial Lead and Cartridge Fuses

Designed to UL/CSA Standards

## 5 x 20 mm Time Lag Fuse (Slo-Blo®) Fuse 239 Series



- Designed to UL/CSA/ANCE 248 Standard.
- Available in Cartridge and Axial Lead Format.
- Available in ratings of 0.200 to 7 amperes.

### ELECTRICAL CHARACTERISTICS:


% of Ampere Rating	Opening Time
100%	4 hours, <b>Minimum</b>
135%	1 hour, <b>Maximum</b>
200%	5 seconds, <b>Min.</b> ; 2 min., <b>Max.</b>

### INTERRUPTING RATING:

0.20-1A	10,000 amperes at 125 VAC, 0.7-0.8 power factor 35 amperes at 250 VAC, 0.7-0.8 power factor
1.25A-3.15A	10,000 amperes at 125 VAC, 0.7-0.8 power factor 100 amperes at 250 VAC, 0.7-0.8 power factor
4A-7A	10,000 amperes at 125 VAC, 0.7-0.8 power factor

### ORDERING INFORMATION:

Catalog Number	Ampere Rating	Voltage Rating	Nominal Resistance Cold Ohms	Nominal Melting I <sup>2</sup> t A <sup>2</sup> Sec.
239.200	.200	250	3.873	0.166
239.250	.250	250	3.070	0.341
239.300	.300	250	2.300	0.613
239.400	.400	250	1.475	1.490
239.500	.500	250	0.909	1.986
239.600	.600	250	0.699	2.415
239.700	.700	250	0.538	4.119
239.750	.750	250	0.471	5.424
239.800	.800	250	0.416	7.566
239 001	1	250	0.297	11.296
239 1.25	1.25	250	0.298	19.524
239 01.6	1.60	250	0.120	30.430
239 002	2	250	0.094	50.586
239 02.5	2.50	250	0.058	79.701
239 003	3	250	0.0480	129.509
239 3.15	3.15	250	0.0410	128.048
239 004	4	125	0.0310	270.703
239 005	5	125	0.0200	302.836
239 007	7	125	0.0110	305.758



### ENVIRONMENTAL SPECIFICATIONS:

**Operating temperature:** -55°C to 125°C

**Thermal Shock:** MIL-STD-202F Method 107G, Test Condition B: (5 cycles -65°C to +125°C)

**Vibration:** MIL-STD-202F Method 201A

**Humidity:** MIL-STD-202F Method 103B, Test Condition A. high relative humidity (95%) and elevated temperature (40°C) for 240 hours.

**Salt Spray:** MIL-STD-202F Method 101D, Test Condition B

### PHYSICAL SPECIFICATIONS:

**Material:** Body: Glass  
Cap: Nickel Plated Brass  
Leads: Tin Plated Copper

**Terminal Strength:** MIL-STD-202F Method 211A, Test Condition A

**Solderability:** Reference IEC 60127 Second Edition 2003-01 Annex A

**Product Marking:** Cap 1: current and voltage rating.  
Cap 2: Agency approval markings.

**Packaging:** Available in Bulk (V=5, H=100, M=1000 pcs/pkg) or on Tape/Reel (MRET1=1000 pcs/reel).

# Axial Lead and Cartridge Fuses

Designed to UL/CSA Standards

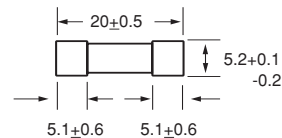
## 5 x 20 mm Time Lag Fuse (Slo-Blo®) Fuse 239 Series



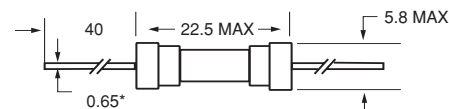
### Agency Approvals

Agency Approvals		Ampere Range
	Certificate No. Cartridge	
	NBK290502-E10480 G	1A – 3A 250V 100A
	NBK280602-E10480 C	4A & 5A 125V 10000A
	NBK290502-E10480 I Leaded	7A 125V 500A
	NBK290502-E10480 H	1A – 3A 250V 100A
	NBK280602-E10480 D	4A & 5A 125V 10000A
	NBK290502-E10480 J	7A 125V 500A
	Certificate No. SU05001-2004	200mA – 3.15A
	SU05001-2014	4A – 7A
	Listed File No. E10480	200mA – 7A
	Guide No. JDYX	
	File No. 029862	
	Cert. Class No. LR1422-01	

0239 000



0239 000XE



All dimensions in mm

Notes:  
\* Ratings above 6.3A have 0.8 mm dia lead

Average Time Current Curves

