

SANYO	No.429E	2SC1755
	NPN Triple Diffused Planar Silicon Transistor TV Chroma, Video, Audio Output Applications	

Absolute Maximum Ratings at Ta=25°C

			unit
Collector-to-Base Voltage	V _{CB0}	300	V
Collector-to-Emitter Voltage	V _{CE0}	300	V
Emitter-to-Base Voltage	V _{EB0}	7	V
Collector Current	I _C	200	mA
Collector Current (Pulse)	I_{CP}	700	mA
Collector Dissipation	P _C	1.2	W
	P _C	T _c =25°C	15 W
Junction Temperature	T _j	150	°C
Storage Temperature	T _{stg}	-40 to +150	°C

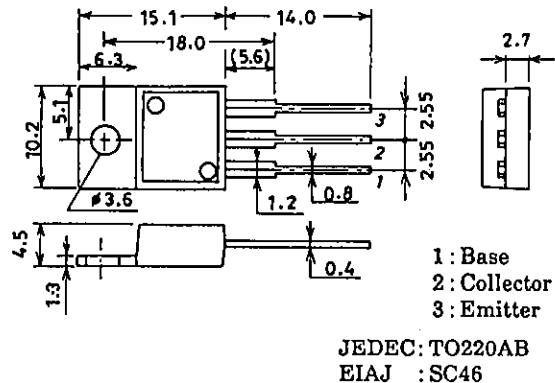
Electrical Characteristics at Ta=25°C

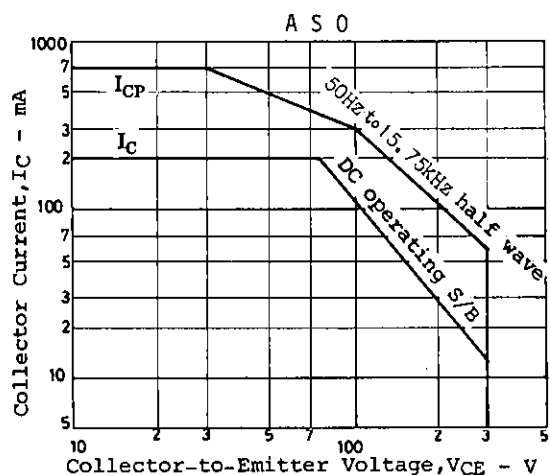
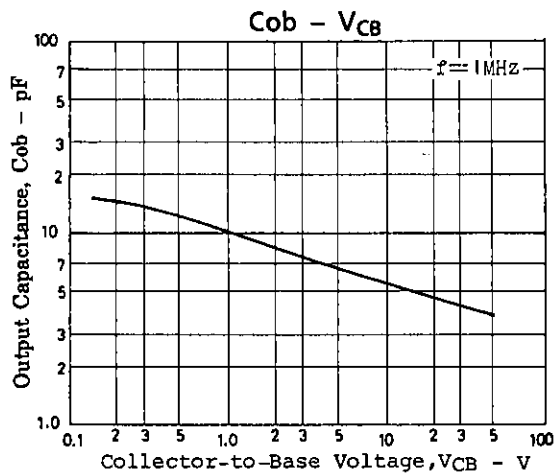
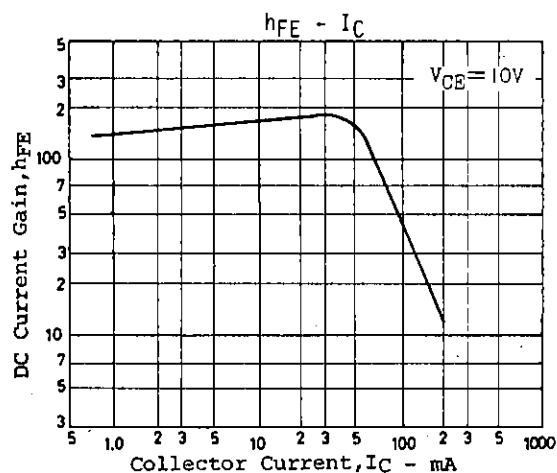
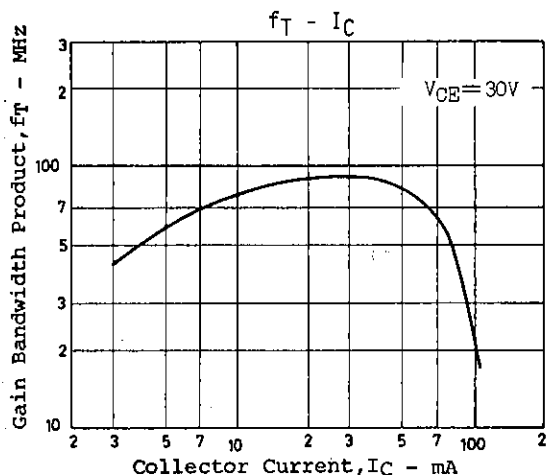
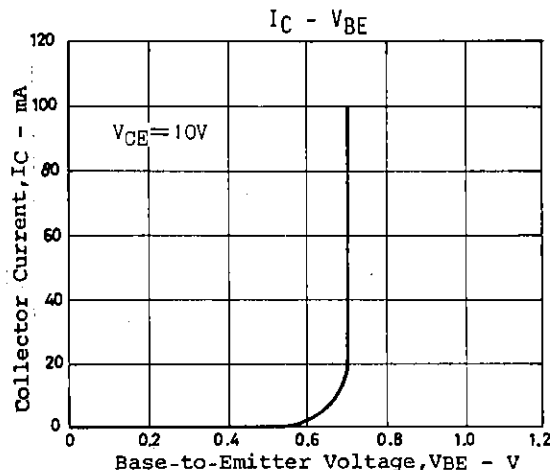
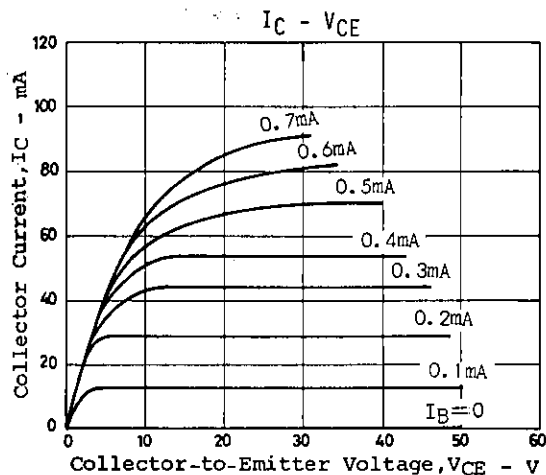
			min	typ	max	unit
Collector Cutoff Current	I _{CB0}	V _{CB} =200V, I _E =0			0.1	μA
Emitter Cutoff Current	I _{EB0}	V _{EB} =5V, I _C =0			0.1	μA
DC Current Gain	h _{FE}	V _{CE} =10V, I _C =10mA	40*		200*	
Gain Bandwidth Product	f _T	V _{CE} =30V, I _C =10mA	50			MHz
Output Capacitance	C _{ob}	V _{CB} =50V, f=1MHz			5.3	pF
C-E Saturation Voltage	V _{CE(sat)}	I _C =50mA, I _B =5mA			2.0	V

The 2SC1755 is classified by 10mA h_{FE} as follows:

40	C	80	60	D	120	100	E	200
----	---	----	----	---	-----	-----	---	-----

Package Dimensions 2010C
(unit: mm)





■ No products described or contained herein are intended for use in surgical implants, life-support systems, aerospace equipment, nuclear power control systems, vehicles, disaster/crime-prevention equipment and the like, the failure of which may directly or indirectly cause injury, death or property loss.

■ Anyone purchasing any products described or contained herein for an above-mentioned use shall:

- ① Accept full responsibility and indemnify and defend SANYO ELECTRIC CO., LTD., its affiliates, subsidiaries and distributors and all their officers and employees, jointly and severally, against any and all claims and litigation and all damages, cost and expenses associated with such use;
- ② Not impose any responsibility for any fault or negligence which may be cited in any such claim or litigation on SANYO ELECTRIC CO., LTD., its affiliates, subsidiaries and distributors or any of their officers and employees jointly or severally.

■ Information (including circuit diagrams and circuit parameters) herein is for example only; it is not guaranteed for volume production. SANYO believes information herein is accurate and reliable, but no guarantees are made or implied regarding its use or any infringements of intellectual property rights or other rights of third parties.