


# Transformers for Inverter or Converter C8-R Series

## OUTLINE

Choke coil for various kinds of electronic equipment such as DC-DC converter, switching power supply, power supply circuits for TV and VCR and such., and other various kinds of electronic equipment.



## FEATURES

1. Compact choke coils selectable from 4, 5, or 6mm in height.
2. A medium or large current can be flown according to the specifications.
3. Closed magnetic circuit (with a ring core) L type and open magnetic circuit (a drum core only) D type are selectable.
4. These choke coils can be mounted automatically by reflow soldering with taping.
5. Owing to multiple terminals (7 terminals), a transformer containing many circuits can be designed.

## SPECIFICATIONS

Models	H. length (Unit : mm)	Inductance	Operational Frequency	Pcs/Reel
C8-R4D	4 max.	0.01~5mH	10~300kHz	1000
C8-R5D	5 max.	0.01~9mH	10~300kHz	1000
C8-R6D	6 max.	0.01~30mH	10~300kHz	1000
C8-R4L	4 max.	0.01~10mH	10~300kHz	1000
C8-R5L	5 max.	0.01~18mH	10~300kHz	1000
C8-R6L	6 max.	0.01~60mH	10~300kHz	1000

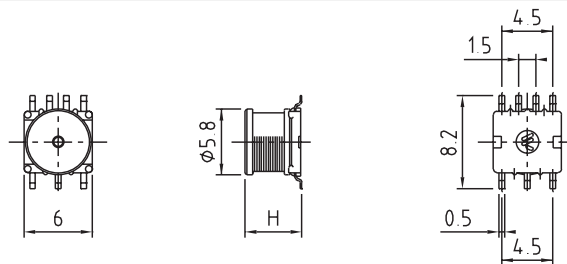
DATA LIST

Inductance ( $\mu$ H) L	Rated DC Current						DC Resistance ( $\Omega$ ) max.					
	C8-R 4D	C8-R 4L	C8-R 5D	C8-R 5L	C8-R 6D	C8-R 6L	C8-R 4D	C8-R 4L	C8-R 5D	C8-R 5L	C8-R 6D	C8-R 6L
3.3	2.4	2.2	2.4	2.4	1.9	1.4	0.1	0.1	0.1	0.1	0.1	0.1
3.9	2.2	2.0	2.2	2.2	1.8	1.3	0.1	0.1	0.1	0.1	0.1	0.1
4.7	2.0	1.8	2.0	2.0	1.7	1.2	0.1	0.1	0.1	0.1	0.1	0.1
5.6	1.9	1.7	1.9	1.9	1.6	1.1	0.1	0.1	0.1	0.1	0.1	0.1
6.8	1.8	1.75	1.85	1.85	1.5	1.0	0.15	0.1	0.1	0.1	0.1	0.1
8.2	1.7	1.6	1.8	1.7	1.4	0.95	0.15	0.15	0.15	0.1	0.1	0.1
10	1.5	1.4	1.8	1.5	1.3	0.9	0.2	0.15	0.15	0.1	0.1	0.1
12	1.4	1.3	1.5	1.5	1.2	0.85	0.2	0.2	0.15	0.15	0.1	0.1
15	1.3	1.2	1.4	1.35	1.1	0.8	0.25	0.2	0.2	0.15	0.15	0.1
18	1.2	1.1	1.4	1.25	0.95	0.75	0.3	0.25	0.2	0.15	0.15	0.1
22	1.0	1.0	1.2	1.2	0.95	0.65	0.35	0.25	0.25	0.2	0.15	0.15
27	0.95	0.95	1.1	1.1	0.9	0.6	0.4	0.3	0.3	0.2	0.2	0.15
33	0.85	0.8	1.0	0.95	0.8	0.55	0.55	0.35	0.35	0.2	0.2	0.15
39	0.8	0.8	0.95	0.95	0.75	0.5	0.6	0.4	0.35	0.25	0.25	0.15
47	0.75	0.7	0.95	0.85	0.7	0.45	0.65	0.5	0.45	0.35	0.25	0.2
56	0.65	0.6	0.8	0.75	0.6	0.4	0.85	0.55	0.55	0.4	0.3	0.2
68	0.6	0.55	0.7	0.6	0.55	0.35	0.95	0.65	0.7	0.5	0.35	0.25
82	0.55	0.5	0.65	0.6	0.5	0.35	1.0	0.75	0.8	0.55	0.4	0.25
100	0.5	0.45	0.6	0.55	0.45	0.3	1.5	0.9	0.9	0.6	0.55	0.3
120	0.45	0.4	0.5	0.5	0.4	0.3	2.0	1.2	1.2	0.65	0.6	0.3
150	0.4	0.4	0.5	0.45	0.4	0.25	2.0	1.5	1.4	0.9	0.75	0.35
180	0.35	0.35	0.45	0.4	0.35	0.25	3.0	1.8	1.6	0.95	0.9	0.5
220	0.3	0.3	0.4	0.35	0.35	0.2	3.5	2.0	2.0	1.4	1.0	0.6
270	0.25	0.25	0.35	0.35	0.3	0.2	4.0	3.0	2.5	1.6	1.3	0.8
330	0.25	0.25	0.35	0.3	0.25	0.2	4.5	3.5	3.0	1.8	1.5	0.85
390	0.2	0.2	0.3	0.3	0.25	0.15	6.5	4.0	4.5	2.5	2.0	1.0
470	0.2	0.2	0.25	0.25	0.2	0.15	7.5	4.5	5.0	3.0	2.5	1.3
560	0.2	0.15	0.25	0.25	0.2	0.15	8.5	6.0	5.5	3.5	3.5	1.5
680	0.15	0.15	0.25	0.2	0.2	0.1	9.5	7.0	6.5	4.7	4.0	1.8
820	0.15	0.15	0.2	0.2	0.15	0.1	11	8.0	9.5	5.0	4.5	2.5
1000	0.1	0.1	0.15	0.15	0.15	0.1	18	9.0	11	6.0	6.0	3.0

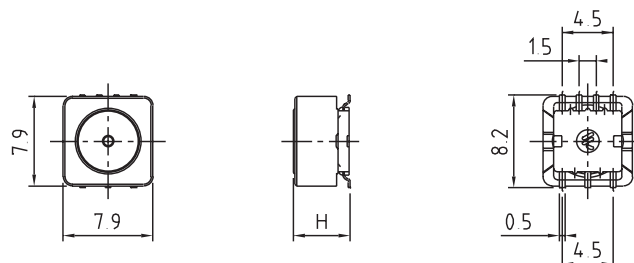
\* The rated current is the current value reached when the inductance value has decreased by 10% from the initial in the DC superimposed characteristic.

DIMENSIONS

C8-R4D, 5D, 6D



C8-R4L, 5L, 6L



Unit : mm