

ERB84-009

SCHOTTKY-BARRIER RECTIFIER DIODE

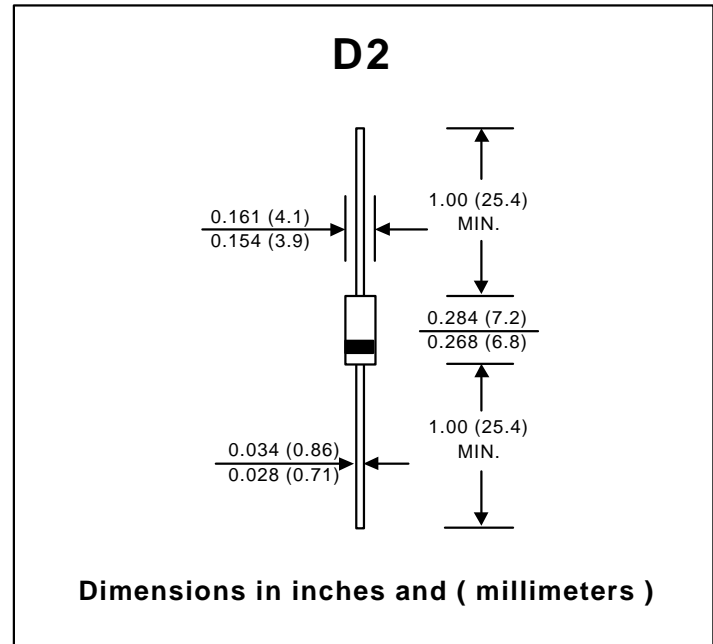
PRV : 90 Volts
I_o : 2.0 Amperes

FEATURES :

- * High current capability
- * High surge current capability
- * High reliability
- * Low reverse current
- * Low forward voltage drop
- * **Pb / RoHS Free**

MECHANICAL DATA :

- * Case : D2 Molded plastic
- * Epoxy : UL94V-O rate flame retardant
- * Lead : Axial lead solderable per MIL-STD-202, Method 208 guaranteed
- * Polarity : Color band denotes cathode end
- * Mounting position : Any
- * Weight : 0.465 gram



MAXIMUM RATINGS AND ELECTRICAL CHARACTERISTICS

Rating at 25 °C ambient temperature unless otherwise specified.
 Single phase, half wave, 60 Hz, resistive or inductive load.
 For capacitive load, derate current by 20%.

RATING	SYMBOL	VALUE	UNIT
Maximum Recurrent Peak Reverse Voltage	V _{RRM}	90	V
Maximum DC Blocking Voltage	V _{DC}	72	V
Maximum Average Forward Current (Note 1)	I _{F(AV)}	2.0	A
Maximum Peak Forward Surge Current single half sine wave, Superimposed on rated load	I _{FSM}	60	A
Maximum Forward Voltage at I _F = 2.0 A	V _F	0.9	V
Maximum Reverse Current at V _{RRM}	I _{RRM}	2	mA
Junction Temperature Range	T _J	- 40 to + 125	°C
Storage Temperature Range	T _{STG}	- 40 to + 125	°C

Notes :

- (1) Mounted Cu fins (20X20mm) on the both leads

RATING AND CHARACTERISTIC CURVES (ERB84-009)

FIG.1 - DERATING CURVE FOR OUTPUT RECTIFIED CURRENT

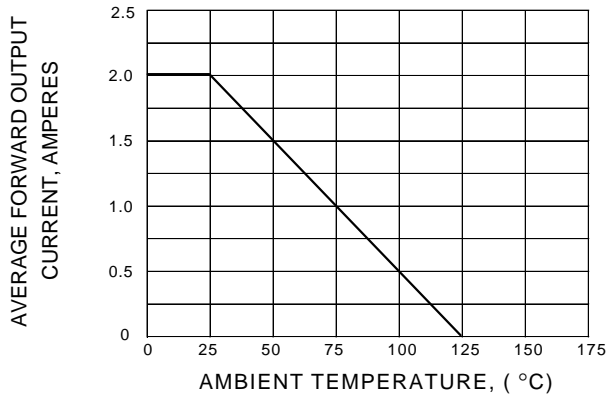


FIG.2 - MAXIMUM NON-REPETITIVE PEAK FORWARD SURGE CURRENT

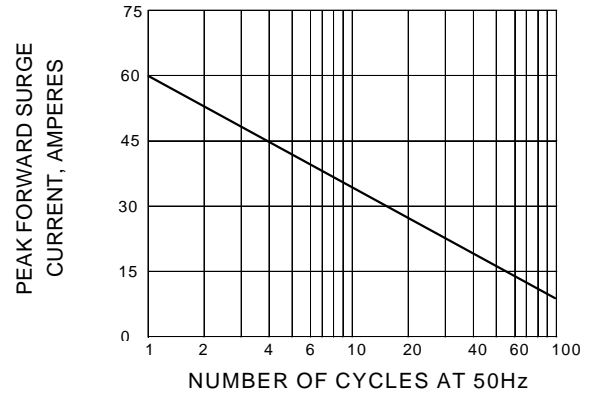


FIG.3 - TYPICAL FORWARD CHARACTERISTICS

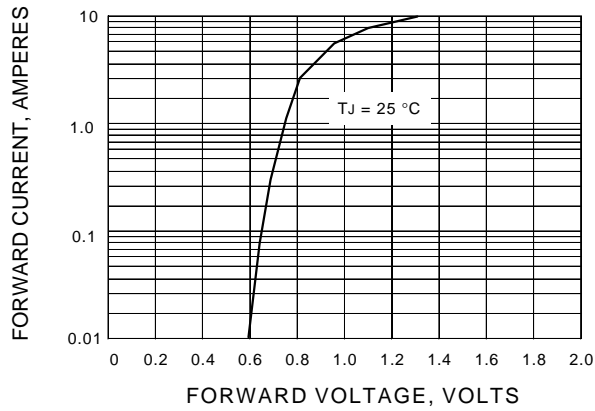


FIG.4 - TYPICAL REVERSE CHARACTERISTICS

