

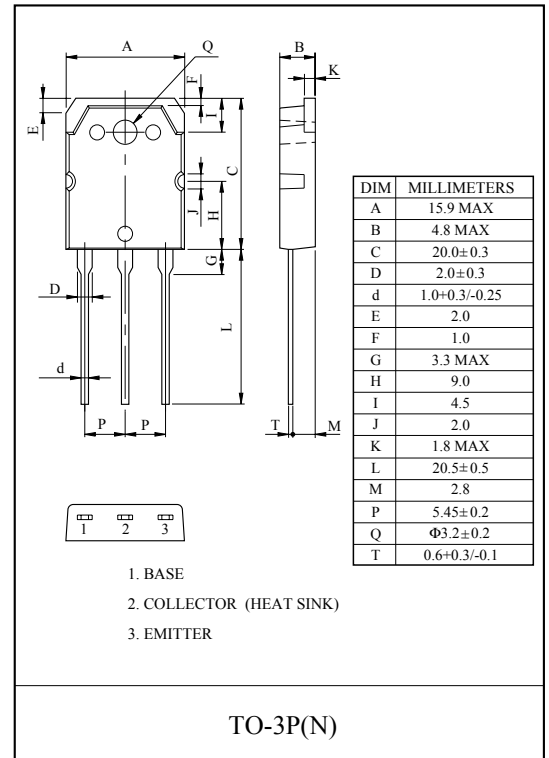
AUDIO AND GENERAL PURPOSE APPLICATION

FEATURES

- Complementary to KTA1695.
- Recommended for 60W Audio Frequency Amplifier Output Stage.

MAXIMUM RATING (Ta=25°C)

CHARACTERISTIC	SYMBOL	RATING	UNIT
Collector-Base Voltage	V_{CBO}	200	V
Collector-Emitter Voltage	V_{CEO}	140	V
Emitter-Base Voltage	V_{EBO}	6	V
Collector Current	I_C	10	A
Base Current	I_B	4	A
Collector Power Dissipation (Tc=25°C)	P_C	100	W
Junction Temperature	T_j	150	°C
Storage Temperature Range	T_{stg}	-55 ~ 150	°C

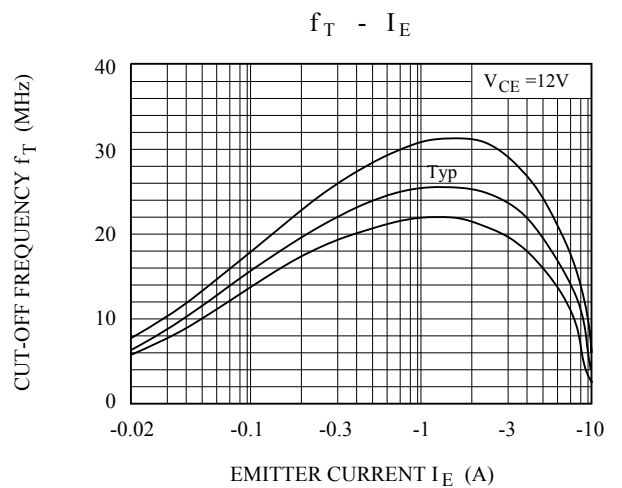
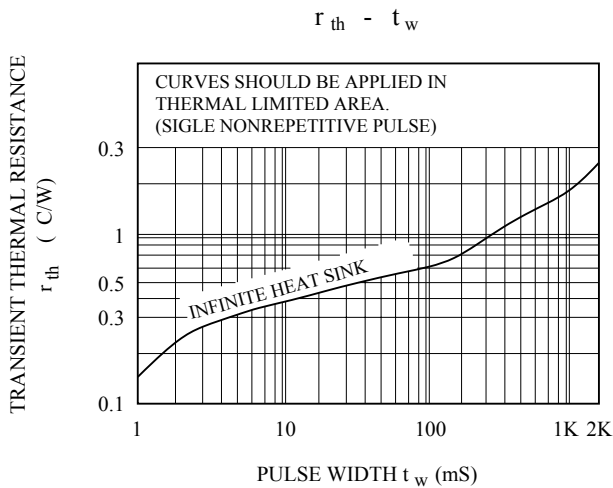
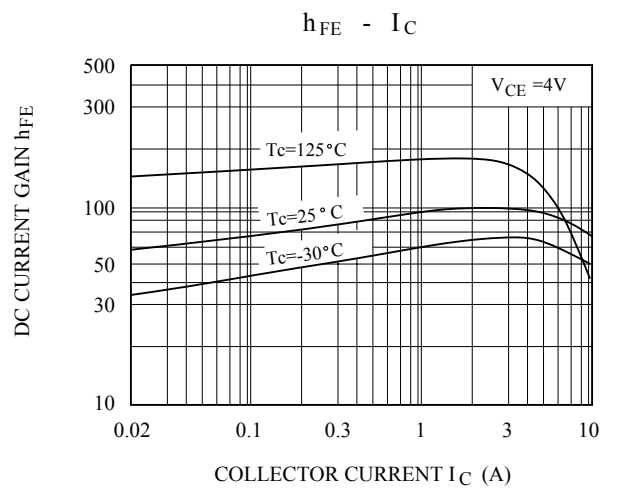
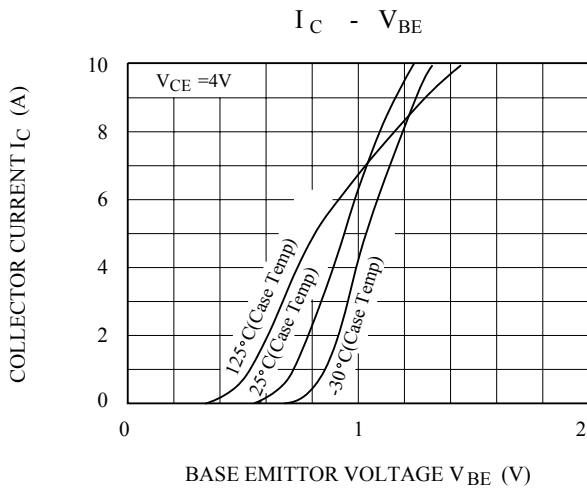
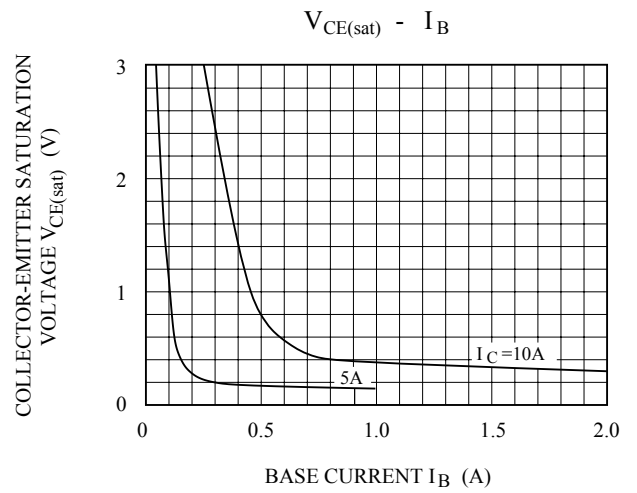
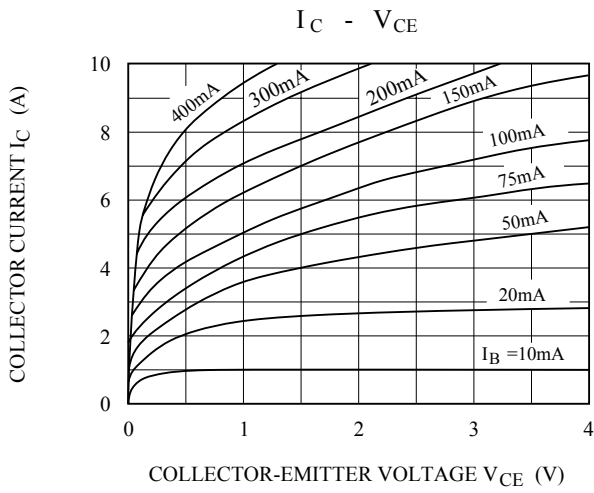


ELECTRICAL CHARACTERISTICS (Ta=25°C)

CHARACTERISTIC	SYMBOL	TEST CONDITION	MIN.	TYP.	MAX.	UNIT
Collector Cut of Current	I_{CBO}	$V_{CB}=200V$	-	-	10	μA
Emitter Cut of Current	I_{EBO}	$V_{EB}=6V$	-	-	10	μA
Collector-Emitter Breakdown Voltage	$V_{(BR)CEO}$	$I_C=50mA$	140	-	-	V
Collector-Emitter Saturation Voltage	$V_{CE(sat)}$	$I_C=5A, I_B=0.5A$	-	-	0.5	V
DC Current Gain	h_{FE}	$V_{CE}=4V, I_C=3A$	55	-	-	
Gain Bandwidth Product	f_T	$V_{CE}=12V, I_E=-0.5A$	-	20	-	MHz
Output Capacitance	C_{ob}	$V_{CB}=10V, f=1MHz$	-	250	-	pF

(Note) : h_{FE} Classification R:55 ~ 110 , O:80 ~ 160

KTC4468



KTC4468

