

**LB1213M****General-Purpose Transistor Array****Overview**

The LB1213M is a general-purpose transistor array containing 7 channels. It is especially suited for driving LEDs, lamps, small-sized relays, etc.

Features

- Common-emitter 7 channels.
- Built-in base current limiting resistors.
- Capable of being direct driven with TTL, CMOS, PMOS, etc.
- Wide operating voltage and temperature ranges
- Miniflat package permitting sets to be small-sized.

Specifications**Absolute Maximum Ratings at Ta = 25°C**

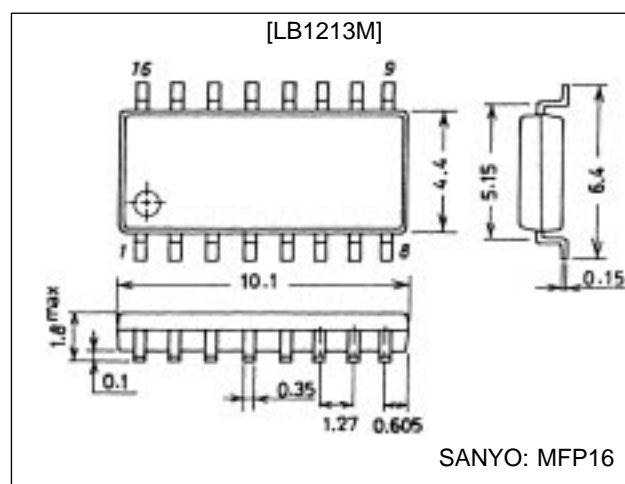
Parameter	Symbol	Conditions	Rating	Unit
Output supply voltage	V_{OUT}		20	V
Output current	I_{OUT}	Per unit	100	mA
Input supply voltage	V_{IN}		10	V
Allowable power dissipation	$P_d \text{ max}$		330	mW
Operating temperature	T_{opr}		-20 to +75	°C
Storage temperature	T_{stg}		-40 to +125	°C

Electrical Characteristics at Ta = 25°C

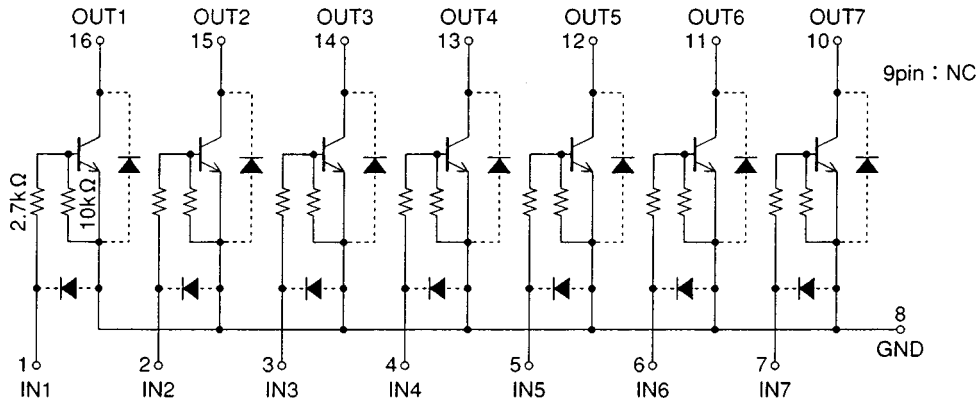
Parameter	Symbol	Conditions	min	typ	max	Unit
Output voltage	$V_{OUT 1}$	$V_{IN} = 5 \text{ V}, I_{OUT} = 5 \text{ mA}$			0.1	V
	$V_{OUT 2}$	$V_{IN} = 5 \text{ V}, I_{OUT} = 50 \text{ mA}$			0.5	V
Input current	I_{IN}	$V_{IN} = 5 \text{ V}$		1.6	2.3	mA
Output sustain voltage	$V_{O(SUS)}$	$I_{OUT} = 50 \text{ mA}$	20			V
Output leakage current	I_{OFF}	$V_{IN} = 0 \text{ V}, V_{OUT} = 20 \text{ V}$			10	μA
DC current amplification factor	h_{FE}	$V_{OUT} = 10 \text{ V}, I_{OUT} = 2 \text{ mA}$	50		500	

Package Dimensions

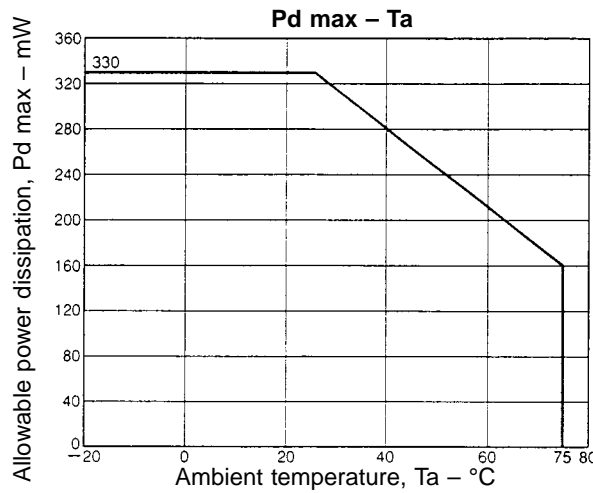
unit : mm

3035A-MFP16

Equivalent Circuit



A09236



- No products described or contained herein are intended for use in surgical implants, life-support systems, aerospace equipment, nuclear power control systems, vehicles, disaster/crime-prevention equipment and the like, the failure of which may directly or indirectly cause injury, death or property loss.
- Anyone purchasing any products described or contained herein for an above-mentioned use shall:
 - ① Accept full responsibility and indemnify and defend SANYO ELECTRIC CO., LTD., its affiliates, subsidiaries and distributors and all their officers and employees, jointly and severally, against any and all claims and litigation and all damages, cost and expenses associated with such use:
 - ② Not impose any responsibility for any fault or negligence which may be cited in any such claim or litigation on SANYO ELECTRIC CO., LTD., its affiliates, subsidiaries and distributors or any of their officers and employees jointly or severally.
- Information (including circuit diagrams and circuit parameters) herein is for example only; it is not guaranteed for volume production. SANYO believes information herein is accurate and reliable, but no guarantees are made or implied regarding its use or any infringements of intellectual property rights or other rights of third parties.

This catalog provides information as of September, 1997. Specifications and information herein are subject to change without notice.