




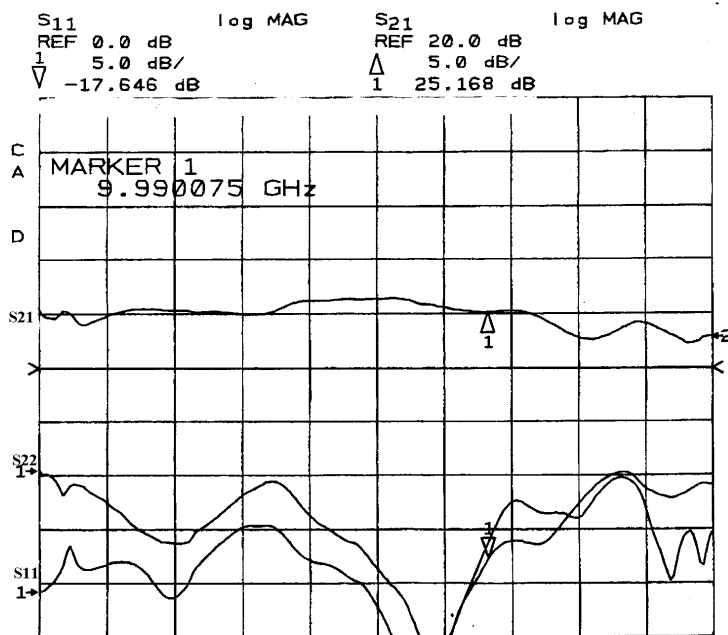
Optical Communications

MAX002



Channel 2 Scale 1.50 V/div Offset 0.0 V
 Bandwidth 12.4 GHz
 Time base Scale 20.0 ps/div Position 22.0850 ns Reference left
 Trigger Mode edge Source trigger 2 Hysteresis normal
 Level -176 mV Slope Pos Trig Bandwidth DC-2.5 GHz
 Measurement

	current
V amptd (cg)	7.8695 V
Crossing % (cg)	47.3%
Q-factor (cg)	30.19



Modulator Driver Amplifier

Applications

- OC-192 Transmission Systems
- Drives EA or MZM

Features

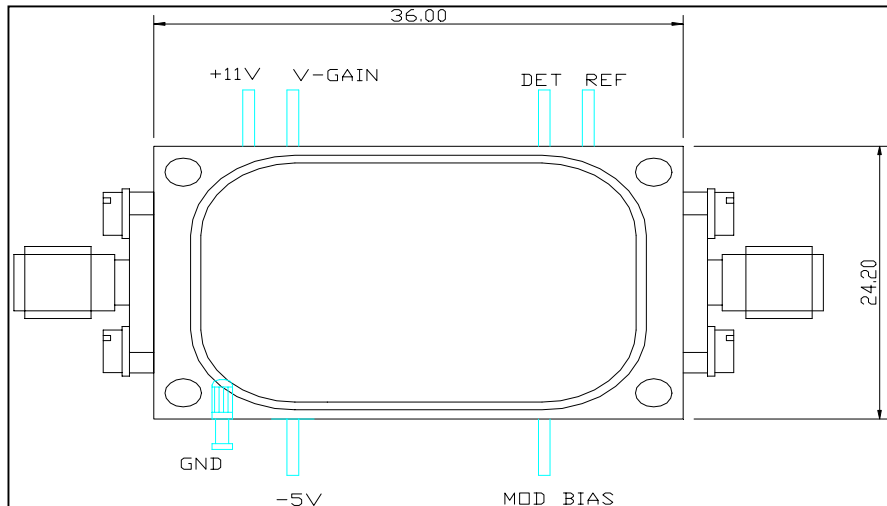
- Miniature Size
- High Output Power
- Ultra Broadband
- Flat Gain Characteristic
- MMIC
- Monitor Output
- Gain and Offset Control

Filtronic MAX002 modulator driver amplifiers for optical communication systems have been designed to give a flat output power from 30kHz to greater than 15 GHz and are ideally suited for driving Lithium Niobate Mach-Zender modulators.

Modulator Driver Amplifier MAX002 Series

Reliability

Use of GaAs Monolithic Integrated Circuits ensures high reliability and consistent unit to unit performance. The units are hermetically sealed for maximum protection and long life.



Specification Highlights:

Frequency	30kHz – 15GHz
Gain	10 – 20 dB (adjustable)
Gain Flatness	+/-2.5 dB to 10GHz +/-4dB to 15GHz
Output Power (1dB)	20 dBm minimum
Group Delay Variation	+/-25ps
Input Return Loss (typical)	12 dB (30kHz-10GHz) 10 dB (10GHz-15GHz)
Output Return Loss (typical)	8 dB (30kHz-10GHz) 6 dB (10GHz-15GHz)
Power Supply	+11V @500mA -5V @15mA
Operating Temperature	-5 to +70 C
Size	36 x24 x10 mm approx

Filtronic Components Limited, Airedale House, Acorn Park, Charlestown, Shipley,
West Yorkshire, BD17 7SW, England
Tel: +44 (0) 1274 531 602, Fax: +44 (0) 1274 595 724

Filtronic Components Inc. 11 Huron Drive, Natick, MA 01760-1314
Tel (508) 653 0844, Fax (508) 653 5671

E-mail: sales@fcl.com, www.filtronic.com

Filtronic reserve the right to change this specification without notice, no liability is accepted for omissions or errors