



Micro Commercial Components
 21201 Itasca Street Chatsworth
 CA 91311
 Phone: (818) 701-4933
 Fax: (818) 701-4939

MBRB2520 THRU MBRB25100

Features

- Meatl of Silicon Rectifier, Majority Conductor
- Guard ring for transient protection
- Low Forward Voltage Drop
- High Current Capability, High Efficiency
- Low Power Loss

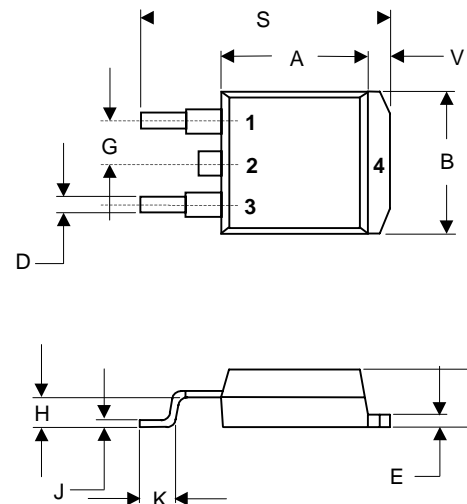
25 Amp Schottky Barrier Rectifier 20 to 100 Volts

Maximum Ratings

- Operating Temperature: -55°C to +150°C
- Storage Temperature: -55°C to +150°C

MCC Catalog Number	Maximum Recurrent Peak Reverse Voltage	Maximum RMS Voltage	Maximum DC Blocking Voltage
MBRB2520	20V	14V	20V
MBRB2530	30V	21V	30V
MBRB2535	35V	24.5V	35V
MBRB2540	40V	28V	40V
MBRB2545	45V	31.5V	45V
MBRB2560	60V	42V	60V
MBRB2580	80V	56V	80V
MBRB25100	100V	70V	100V

D²-PACK



Electrical Characteristics @ 25°C Unless Otherwise Specified

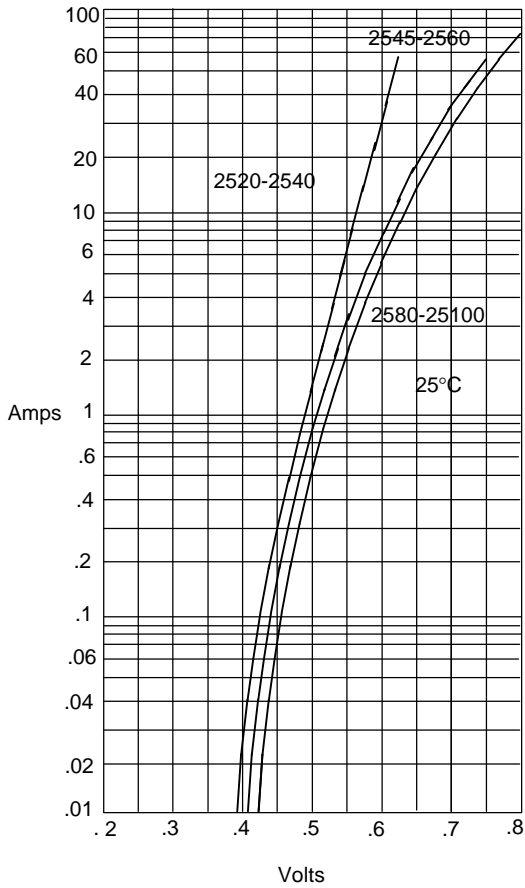
Average Forward Current	$I_{F(AV)}$	25 A	$T_A = 130^\circ\text{C}$
Peak Forward Surge Current	I_{FSM}	150A	8.3ms, half sine
Maximum Instantaneous Forward Voltage 2520CT-2540CT 2545CT-2560CT 2580CT-25100CT	V_F	.63V .75V .84V	$I_{FM} = 25 \text{ A};$
Maximum DC Reverse Current At Rated DC Blocking Voltage	I_R	0.2mA	$T_A = 25^\circ\text{C}$

DIM	INCHES		MM		NOTE
	MIN	MAX	MIN	MAX	
A	.340	.380	8.64	9.65	
B	.380	.405	9.65	10.29	
C	.160	.190	4.06	4.83	
D	.020	.035	.051	0.89	
E	.45	.055	1.14	1.40	
G	.100	BSC	2.54	BSC	
H	.080	.110	2.03	2.79	
J	.018	.025	0.46	0.64	
K	.090	.110	2.29	2.79	
S	.575	.625	14.60	15.88	
V	.045	.055	1.14	1.40	

*Pulse Test: Pulse Width 300µsec, Duty Cycle 1%

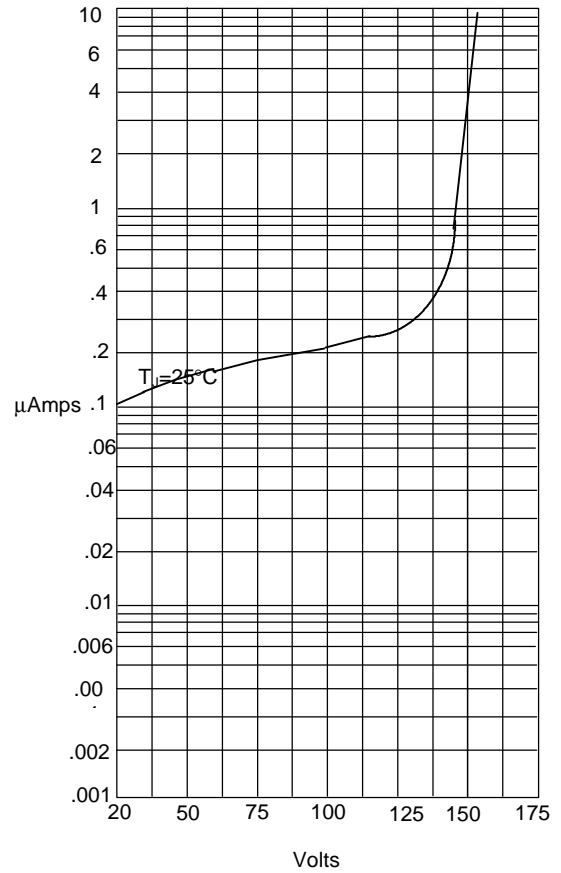
MBRB2520 thru MBRB25100

Figure 1
Typical Forward Characteristics



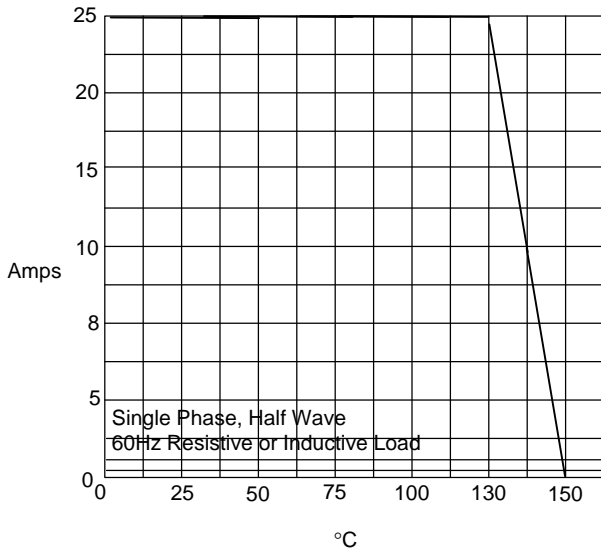
Instantaneous Forward Current - Amperes versus
Instantaneous Forward Voltage - Volts

Figure 2
Typical Reverse Characteristics



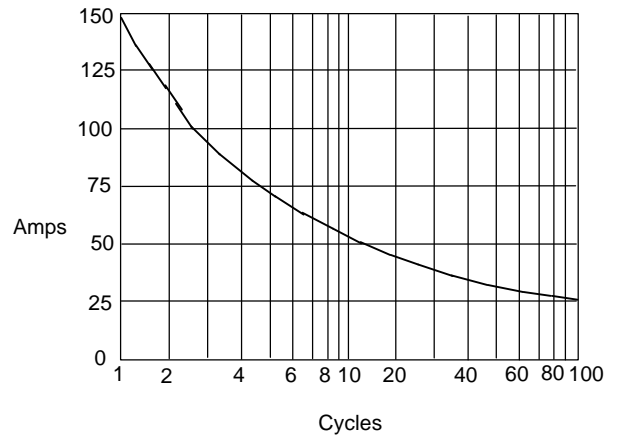
Instantaneous Reverse Leakage Current - MicroAmperes versus
Percent Of Rated Peak Reverse Voltage - Volts

Figure 3
Forward Derating Curve



Average Forward Rectified Current - Amperes versus
Ambient Temperature - °C

Figure 4
Peak Forward Surge Current



Peak Forward Surge Current - Amperes versus
Number Of Cycles At 60Hz - Cycles