



#### ABSOLUTE MAXIMUM RATINGS (T<sub>A</sub> = 25°C unless otherwise specified)

Parameter	Symbol	Rating	Unit
Operating Temperature	T <sub>OPR</sub>	-40 to +85	°C
Storage Temperature	T <sub>STG</sub>	-40 to +85	°C
Soldering:			
Lead Temperature (Iron) (2,3,4,5)	T <sub>SOL</sub>	240 for 5 sec	°C
Lead Temperature (Flow) (2,3,5)		260 for 10 sec	
Reverse Voltage	V <sub>R</sub>	32	V
Power Dissipation 25°C Ambient (2)	P <sub>D</sub>	150	mW

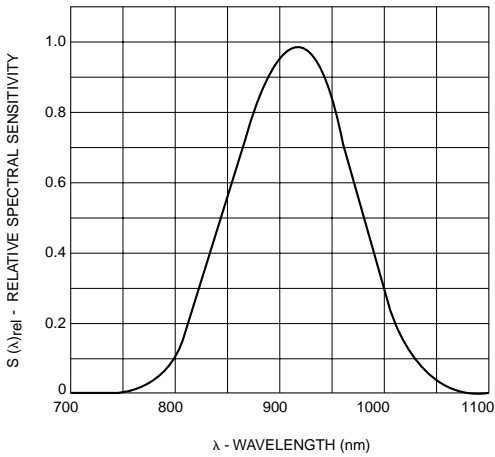
#### ELECTRICAL CHARACTERISTICS (T<sub>A</sub> = 25°C)

PARAMETER	TEST CONDITIONS	SYMBOL	MIN	TYP	MAX	UNITS
Reverse Breakdown Voltage	I <sub>R</sub> = 0.1 mA	V <sub>R</sub>	32	—	—	V
Dark Reverse Current	V <sub>R</sub> = 10 V	I <sub>R(D)</sub>	—	—	30	nA
Peak Sensitivity	V <sub>R</sub> = 5 V	λ <sub>PS</sub>	—	930	—	nM
Reception Angle at 1/2 Power		θ	—	90	—	Deg.
Photocurrent (6)	V <sub>CE</sub> = 5 V, E <sub>θ</sub> = 1.0 mW/cm <sup>2</sup>	I <sub>ph</sub>	30	—	—	μA
Capacitance	V <sub>R</sub> = 3 V	C	—	20	—	pF
Rise Time	V <sub>R</sub> = 5 V, R <sub>L</sub> = 1 KΩ	t <sub>r</sub>	—	50	—	nS
Fall Time	V <sub>R</sub> = 5 V, R <sub>L</sub> = 1 KΩ	t <sub>f</sub>	—	50	—	nS

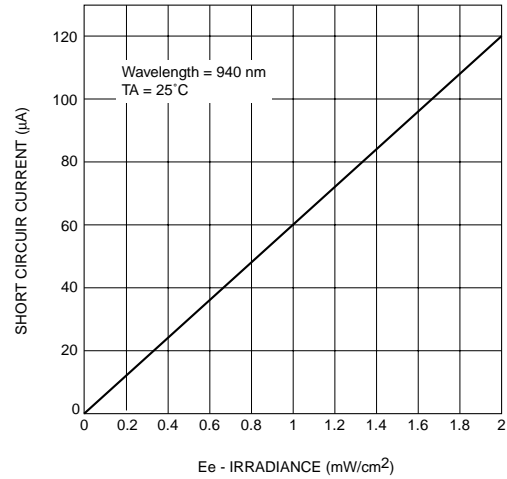
#### NOTE:

1. Derate power dissipation linearly 2.5 mW/°C above 25°C.
2. RMA flux is recommended.
3. Methanol or Isopropyl alcohols are recommended as cleaning agents.
4. Soldering iron tip 1/16" (1.6 mm) from housing.
5. As long as leads are not under any stress or spring tension.
6. Light source is an GaAs LED which has a peak emission wavelength of 940 nm.

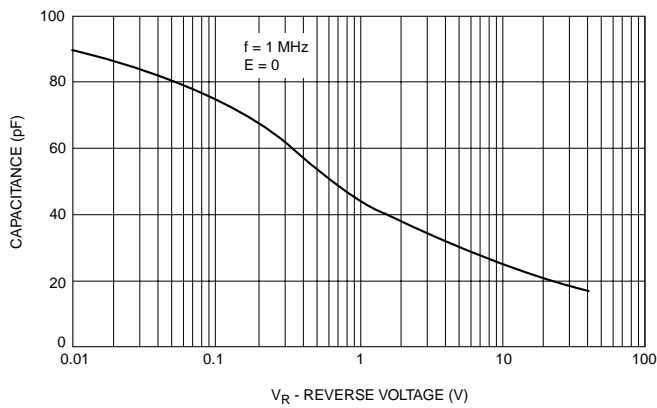
**Fig. 1 Relative Spectral Sensitivity vs. Wavelength**



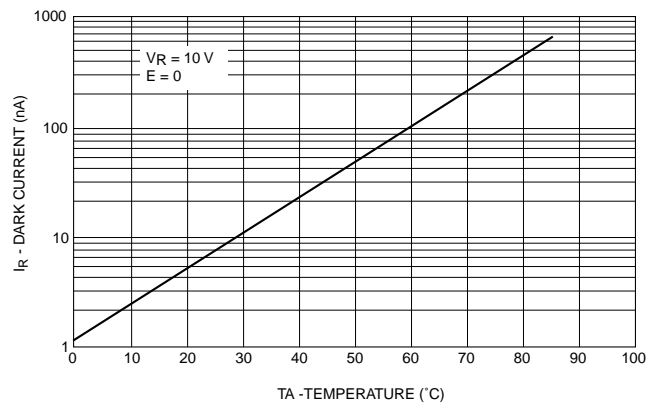
**Fig. 2 Short Circuit Current vs. Irradiance**



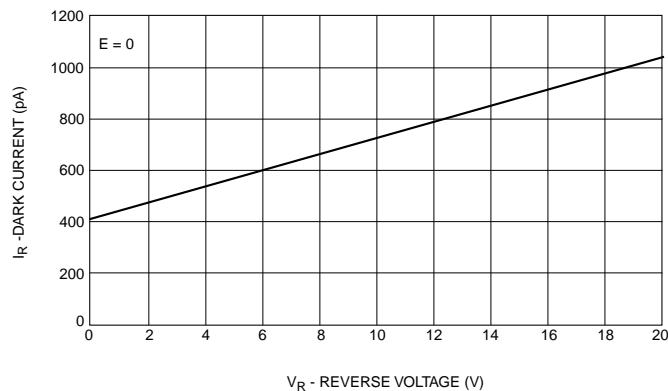
**Fig. 3 Capacitance vs. Reverse Voltage**



**Fig. 4 Dark Current vs. Temperature**



**Fig. 5 Dark Current vs. Reverse Voltage**



**DISCLAIMER**

FAIRCHILD SEMICONDUCTOR RESERVES THE RIGHT TO MAKE CHANGES WITHOUT FURTHER NOTICE TO ANY PRODUCTS HEREIN TO IMPROVE RELIABILITY, FUNCTION OR DESIGN. FAIRCHILD DOES NOT ASSUME ANY LIABILITY ARISING OUT OF THE APPLICATION OR USE OF ANY PRODUCT OR CIRCUIT DESCRIBED HEREIN; NEITHER DOES IT CONVEY ANY LICENSE UNDER ITS PATENT RIGHTS, NOR THE RIGHTS OF OTHERS.

**LIFE SUPPORT POLICY**

FAIRCHILD'S PRODUCTS ARE NOT AUTHORIZED FOR USE AS CRITICAL COMPONENTS IN LIFE SUPPORT DEVICES OR SYSTEMS WITHOUT THE EXPRESS WRITTEN APPROVAL OF THE PRESIDENT OF FAIRCHILD SEMICONDUCTOR CORPORATION. As used herein:

1. Life support devices or systems are devices or systems which, (a) are intended for surgical implant into the body, or (b) support or sustain life, and (c) whose failure to perform when properly used in accordance with instructions for use provided in labeling, can be reasonably expected to result in a significant injury of the user.
2. A critical component in any component of a life support device or system whose failure to perform can be reasonably expected to cause the failure of the life support device or system, or to affect its safety or effectiveness.