

SRTA - SRTM

PRV : 50 - 1000 Volts
I_o : 2.5 Amperes

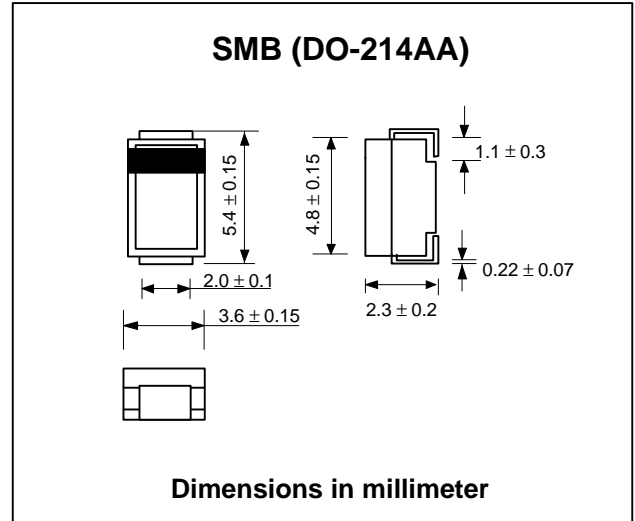
FEATURES :

- * High current capability
- * High surge current capability
- * High reliability
- * Low reverse current
- * Low forward voltage drop
- * Fast switching for high efficiency

MECHANICAL DATA :

- * Case : SMB Molded plastic
- * Epoxy : UL94V-O rate flame retardant
- * Lead : Lead Formed for Surface Mount
- * Polarity : Color band denotes cathode end
- * Mounting position : Any
- * Weight : 0.1079 gram

SURFACE MOUNT FAST RECOVERY RECTIFIER



MAXIMUM RATINGS AND ELECTRICAL CHARACTERISTICS

Rating at 25 °C ambient temperature unless otherwise specified.
 Single phase, half wave, 60 Hz, resistive or inductive load.
 For capacitive load, derate current by 20%.

RATING	SYMBOL	SRTA	SRTB	SRTD	SRTG	SRTJ	SRTK	SRTM	UNIT	
Maximum Recurrent Peak Reverse Voltage	V _{RRM}	50	100	200	400	600	800	1000	V	
Maximum RMS Voltage	V _{RMS}	35	70	140	280	420	560	700	V	
Maximum DC Blocking Voltage	V _{DC}	50	100	200	400	600	800	1000	V	
Maximum Average Forward Current Ta = 55 °C	I _{F(AV)}	2.5								A
Maximum Peak Forward Surge Current, 8.3ms Single half sine wave superimposed on rated load (JEDEC Method)	I _{FSM}	100								A
Maximum Peak Forward Voltage at I _F = 2.5 A	V _F	1.3								V
Maximum DC Reverse Current Ta = 25 °C at Rated DC Blocking Voltage Ta = 100 °C	I _R	10								μA
	I _{R(H)}									μA
Maximum Reverse Recovery Time (Note 1)	T _{rr}	150				250	500		ns	
Typical Junction Capacitance (Note 2)	C _J									pf
Junction Temperature Range	T _J	- 65 to + 150								°C
Storage Temperature Range	T _{STG}	- 65 to + 150								°C

Notes :

- (1) Reverse Recovery Test Conditions : I_F = 0.5 A, I_R = 1.0 A, I_{rr} = 0.25 A.
- (2) Measured at 1.0 MHz and applied reverse voltage of 4.0 Vdc

RATING AND CHARACTERISTIC CURVES (SRTA - SRTM)

FIG.1 - REVERSE RECOVERY TIME CHARACTERISTIC AND TEST CIRCUIT DIAGRAM

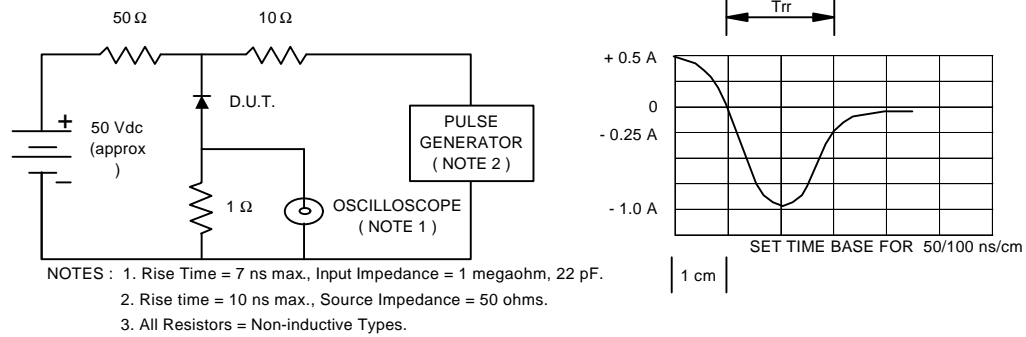


FIG.2 - DERATING CURVE FOR OUTPUT RECTIFIED CURRENT

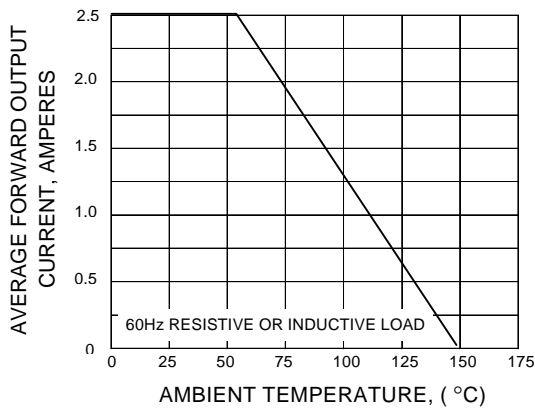


FIG.3 - MAXIMUM NON-REPETITIVE PEAK FORWARD SURGE CURRENT

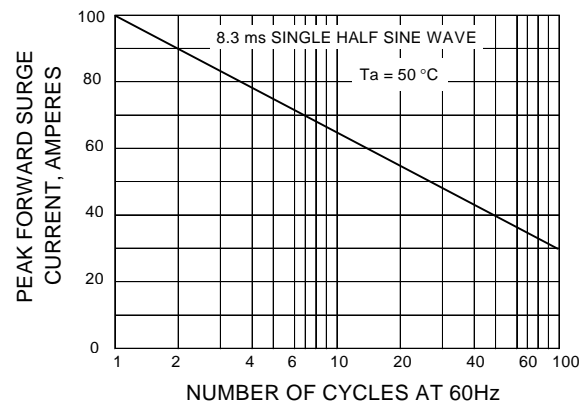


FIG.4 - TYPICAL FORWARD CHARACTERISTICS

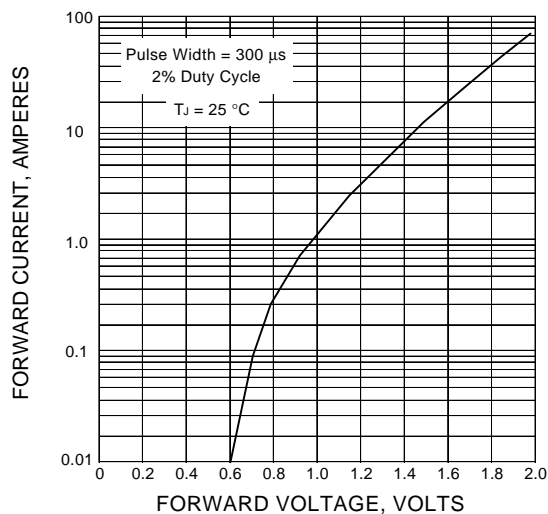


FIG.5 - TYPICAL REVERSE CHARACTERISTICS

